

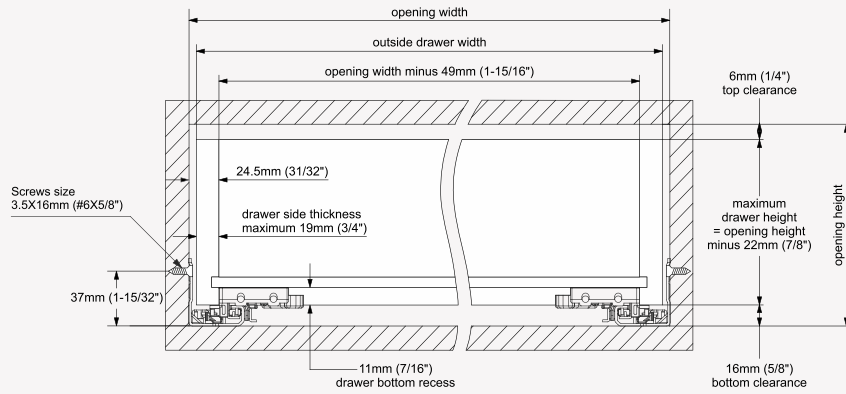
TCH-23303 19MM Drawer and Cabinet Specifications



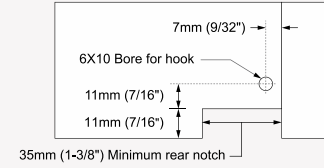
Drawer box specification

Drawer back preparation

Front view



Rear view



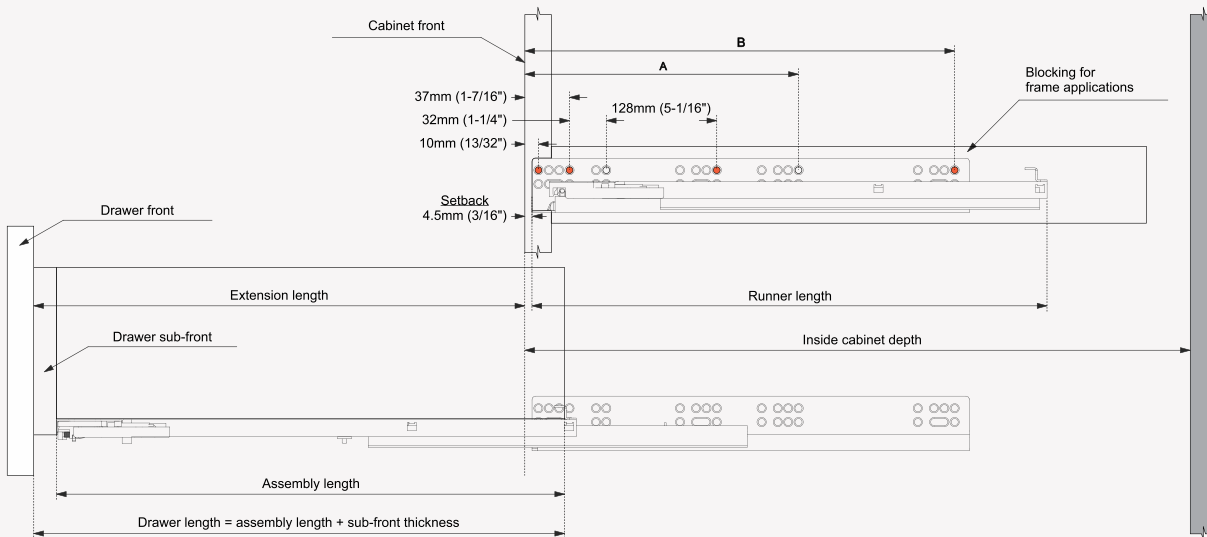
Note: The inside drawer width must equal Cabinet opening width minus 49mm (1-15/16") to align and function optimally

Calculating outside drawer width

For drawer side panel thickness	19mm (3/4")	18mm (23/32")	17mm (21/32")	16mm (5/8")	15mm (19/32")
Deduct from inside cabinet width	11mm (7/16")	13mm (1/2")	15mm (19/32")	17mm (21/32")	19mm (3/4")

Example: For 508mm (20") inside cabinet width and a 19mm (3/4") thick drawer panel, 508mm (20") minus 11mm (7/16") = 497mm (19 9/16") drawer width.

Runner mounting specifications



Note: The orange dots show the locations where fixing screws should be installed to achieve the specified load ratings

Runner SKU number	Nominal length	Runner length	Assembly length	Extension length	Screw locations for frameless cabinet		Inside cabinet depth Minimum
					A	B	
TCH-23303 19.457.3D	457mm (18")	470mm (18-1/2")	441mm (17-3/8")	419mm (16-1/2")	-	261mm (10-9/32")	495mm (19 1/2")
TCH-23303 19.533.3D	533mm (21")	546mm (21-1/2")	517mm (20-3/8")	495mm (19-1/2")	261mm (10-9/32")	325mm (12-13/16")	572mm (22 1/2")
TCH-23303 19.610.3D	610mm (24")	623mm (24-1/2")	594mm (23-3/8")	572mm (22-1/2")	261mm (10-9/32")	421mm (16-9/16")	648mm (25 1/2")